



**Roca**

# **XL Slabs**

Catalog

# XL Slabs

Catalog



**New Launch**  
Taj Mahal

As part of its product development policy, Roca Tile USA reserves the right to modify at any time and without prior notice, any of the models and elements described in this document; Roca Tile USA therefore does not guarantee the availability of those products nor does it ensure that the specifications, colors, shapes and other reproduced features are identical to the real ones. The displayed settings are merely decorative, and no technical requirements have been taken into consideration while composing them. Roca Tile USA reserves the right to delete any article from the catalogue at any time. Total or partial reproduction of the content of this publication without Roca Tile USA express authorisation is prohibited.

# XL Slabs

Luxury and technology on a grand scale.



The rectified edges allow application with minimal joints of 5/64" or 2 mm, giving the spaces a spacious and clean look.

## 63"x63"

160x160 cm

A single format that can be used for flooring, walls and countertops.



## 48"x110"

120x280 cm

Makes spaces look more continuous, modern, and upscale.



## 63"x126"

160x320 cm

Large-scale projects - from flooring to fine furniture.



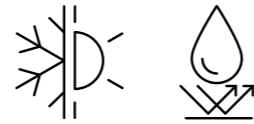
## 48"x98"

120x250 cm

Standard ceiling height.



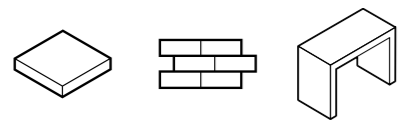
# XL Slabs



**Polyresistant**  
Heat-resistant, frost-resistant  
and easy to clean.



**More Sustainable**  
Eco-efficient production  
and less material waste.



**Multipurpose**  
Floors, walls, sinks,  
countertops, and furniture.



**7mm Thickness**  
They are much lighter  
and easier to cut.



# XL Slabs

3 elegant finishes for a special architectural project.

An innovative, multi-purpose tile finish that is soft and silky to the touch, offering refined aesthetics and durability for diverse design applications. While not intended for outdoor flooring, its porcelain composition allows use on interior and exterior wall surfaces, making it an excellent choice for achieving seamless visual continuity between indoor spaces and exterior facades.



Polished



Soft Touch




Matte

# Stock Portfolio




**Bianco Reale** 12 <sup>(N)</sup>




**Gran Calacata** 16



**Kronos** 20




**Nuage** 24



**Petra Grey** 28 <sup>(N)</sup>




**Serena** 32




**Breccia Capraia** 36




**Legno Rovere** 40



**Marble Parana** 44



**Pantheon** 48



**Rosso Lepanto** 52



**Taj Mahal** 56 <sup>(N)</sup>



**Topazio** 60



# BIANCO REALE<sup>®</sup> ENDMATCH

Bianco Reale captures the purity of natural marble while elevating it through the sophisticated art of endmatching. Designed for seamless continuity, each slab connects effortlessly to the next, creating a flowing visual narrative of soft white tones and refined veining. The pattern appears to stretch endlessly, offering a sense of architectural harmony and spaciousness.

Perfect for large installations, Bianco Reale transforms any environment into a serene, luminous canvas—ideal for designers seeking both luxury and balance.



# Bianco Reale<sup>®</sup>


Color Body Porcelain

## ENDMATCH



slim

63"x126" R  
160x320 cm



Actual product appearance may differ from printed images.



63"x126" R PO



63"x126" R UP

### 63"x126" R

1 Piece	36 boxes
55.11 Sf.	1,984 Sf.
196.26 Lbs.	7,065.36 Lbs.

# GRAN CALACATA

This innovation reproduces Calacata marble, offering large slabs that enhance the look of natural stone veins and designs. The matte finish includes carved details for added texture, while the Micro Crystal version adds a crystalline glaze for depth and vibrancy. Its timeless design and advanced technology make it versatile for a wide range of applications, from traditional flooring and walls to furniture projects like countertops and panels, without specifying dimensions.




# Gran Calacata

Polished Porcelain



**63"x126" R**  
160x320 cm

**63"x63" R**  
160x160 cm



**63"x126" R PO**



**63"x63" R PO**

## 63"x126" R



1 Piece

55.11 Sf.

196.26 Lbs.



36 boxes

1,984 Sf.

7,065.36 Lbs.

## 63"x63" R



1 Piece

27.56 Sf.

47.50 Lbs.



72 box

1,984 Sf.

3,420 Lbs.

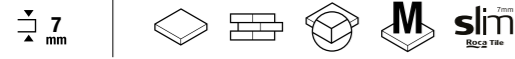
# KRONOS

The Kronos collection captures the timeless beauty of concrete in a modern porcelain tile. Superbly sized tiles create a seamless canvas, while the matte finish adds a touch of sophistication. Engineered for durability and versatility, Kronos is ideal for floors, walls, countertops, and more. Available in Matt and ABS finishes, Kronos seamlessly connects indoor and outdoor spaces.





# Kronos

Matte Porcelain



**63"x126" R** 160x320 cm  
**63"x63" R** 160x160 cm




**63"x126" R**  
OFF WHITE



**63"x126" R**  
GREIGE



**63"x63" R**  
OFF WHITE



**63"x63" R**  
GREIGE

### 63"x126" R


	1 Piece		36 boxes
	55.11 Sf.		1,984 Sf.
	196.26 Lbs.		7,065.36 Lbs.

### 63"x63" R

	1 Piece		72 box
	27.56 Sf.		1,984 Sf.
	47.50 Lbs.		3,420 Lbs.

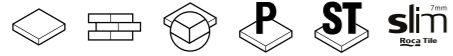
# NUAGE

The Nuage series showcases the texture of Calacata Bianco, a classic marble in architecture. Its soft greyish veins flow and dissolve like clouds on the uniform white surface. It offers two unique finishes: Micro Crystal for intense shine and Soft Touch for a soft feel. Like all Roca SuperFormats, they are suitable for floors, walls, and countertops. The rectified edge finish enables application with minimal, nearly imperceptible joints, enhancing the natural stone appearance.




# Nuage

Polished Porcelain & Soft Touch



**63"x126" R**  
160x320 cm

**63"x63" R**  
160x160 cm



63"x126" R PO & ST



63"x63" R PO & ST

## 63"x126" R



1 Piece

55.11 Sf.

196.26 Lbs.



36 boxes

1,984 Sf.

7,065.36 Lbs.

## 63"x63" R



1 Piece

27.56 Sf.

47.50 Lbs.



72 box

1,984 Sf.

3,420 Lbs.

# PETRA GREY<sup>®</sup> BOOKMATCH



Petra Grey embodies the dramatic character of dark stone through the captivating technique of bookmatching. The mirrored veins unfold like an open book, forming a powerful centerpiece that commands attention. Rich graphite tones and sharp marble tracings deliver depth, contrast, and a modern sculptural feel.

Petra Grey adds an unmistakable sense of sophistication—where symmetry becomes art and stone becomes architecture.





**63"x126" R**  
160x320 cm



*Actual product appearance may differ from printed images.*



**63"x126" R UP**

**63"x126" R**

	1 Piece		36 boxes
	55.11 Sf.		1,984 Sf.
	196.26 Lbs.		7,065.36 Lbs.

# SERENA

Descripcion de la collection: Serena masterfully blends modern design with nature, combining the timeless beauty of Portland stone, limestone, and coral. Its unique texture and warm tones create a harmonious balance of elegance and authenti.



# Serena

Matte Porcelain



**48"x110" R**  
120x280 cm



**48"x110" R**  
**VEINCUT MOKA**



**48"x110" R**  
**VEINCUT BONE**



**48"x110" R**  
**CROSSCUT MOKA**



**48"x110" R**  
**CROSSCUT BONE**

## 48"x110" R



1 Piece  
36.17 Sf.  
117.92 Lbs.



21 boxes  
759.51 Sf.  
2,476.22 Lbs.

# BRECCIA CAPRAIA

Inspired by the Italian Breccia Capraia marble from the Apuan Alps in Tuscany, this series offers a white background interlaced with distinctive veins, displaying shades from pink cyclamen to deep purple, and hints of gold, gray, green, and blue. Advanced technology allows porcelain tiles to mimic marble's intricate colors, veins, and textures with enhanced durability. This collection unites beauty and innovation, ensuring each project stands out with its own signature style.



# Breccia Capraia

Polished Porcelain & Soft Touch



48"x98" R  
120x250 cm



48"x98" R PO & ST

## 48"x98" R



1 Piece

32.16 Sf.

120.17 Lbs.



40 boxes

1,286.28 Sf.

4,806.88 Lbs.

# LEGNO ROVERE

The Legno Rovere Series combines the warmth of wood with advanced superformat sheet technology, closely imitating the natural appearance and feel of wood with enhanced vein details. Ideal for floors and walls, it's also versatile for accentuating architectural elements, covering furniture, doors, countertops, and for creating decorative panels, without specifying sizes.



# Legno Rovere

Matte Porcelain



7 mm



slim

**48"x98" R**  
120x250 cm



**48"x98" R**

## 48"x98" R



1 Piece

32.16 Sf.

120.17 Lbs.



40 boxes

1,286.28 Sf.

4,806.88 Lbs.

# MARBLE PARANA

Parana captures the essence of polished marble's inherent waters, luminosity, and reflectivity with a specular finish. The surface of Mármore Paraná features a white background crisscrossed with entangled veins in ocher and light gray, evoking a serene and sophisticated sensation that complements any style.




# Marble Parana

Polished Porcelain



**48"x98" R**  
120x250 cm



**48"x98" R PO**

## 48"x98" R

	1 Piece		40 boxes
	32.16 Sf.		1,286.28 Sf.
	120.17 Lbs.		4,806.88 Lbs.

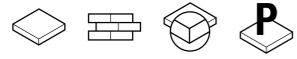
# PANTHEON

White marble is a classic in architecture and serves as an inspiration for timeless projects. The Phanteon Series SuperFormats slabs feature a white background with abundant grey veins. Like all XL Slabs, they can be applied to floors, walls, and countertops. The rectified edge finish ensures minimal, nearly imperceptible joints, reinforcing the appearance of natural stone.






# Pantheon

Polished Porcelain



**slim**  
ROCA Tile

**48"x98" R**  
120x250 cm



**48"x98" R PO**

## 48"x98" R



1 Piece

32.16 Sf.

120.17 Lbs.



40 boxes

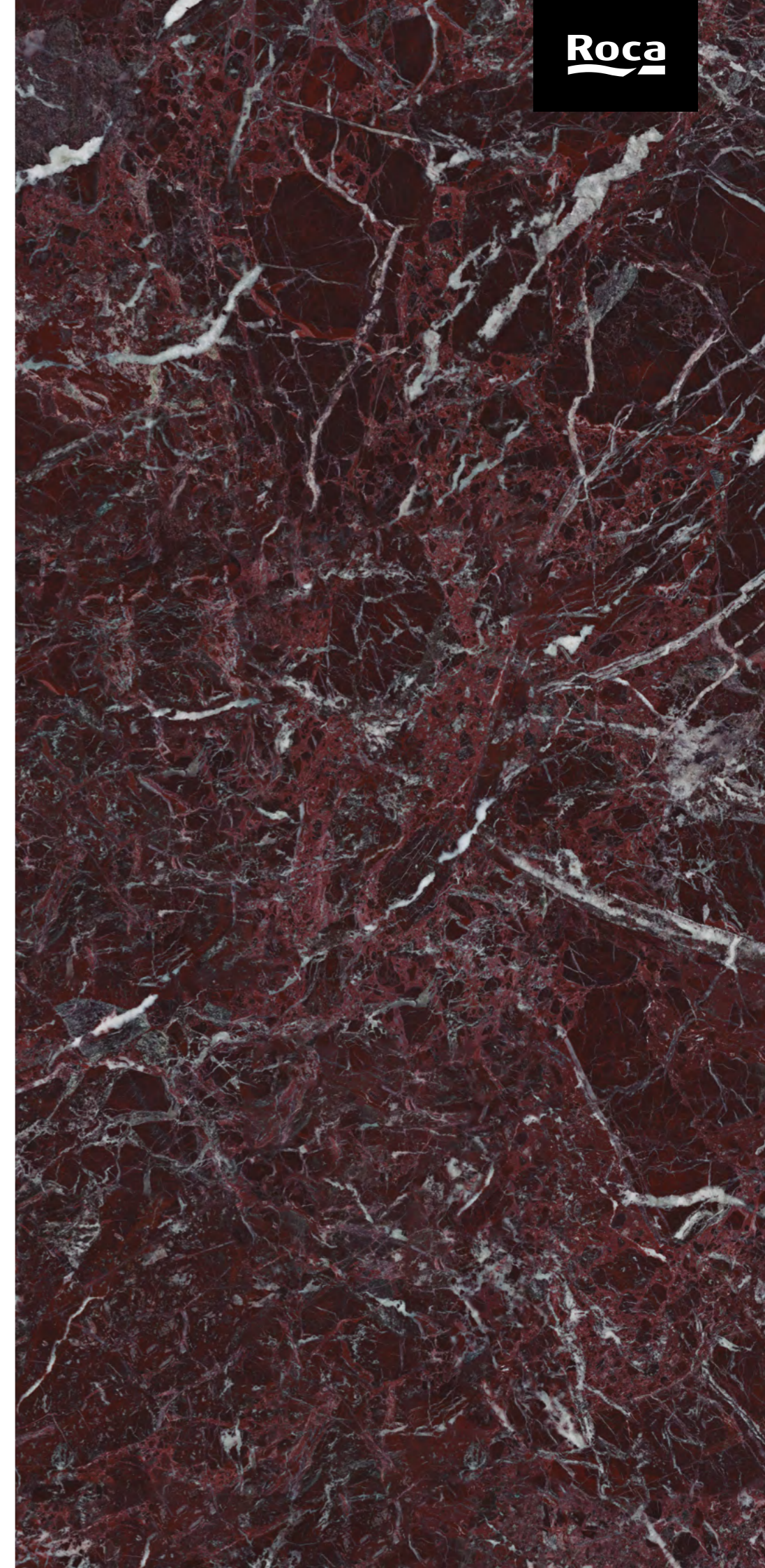
1,286.28 Sf.

4,806.88 Lbs.

# ROSSO LEPANTO

The Rosso Lepanto Marble, quarried in Turkey, boasts a deep cherry-red background with striking white veins, making it one of the rarest and most desirable marbles in nature.

The Rosso Lepanto Series porcelain tiles, inspired by this natural stone, replicate its nuances and design variations. The large format of the slabs enhances the rock's natural beauty, allowing for applications on floors or walls with nearly imperceptible joints or for use in cladding.



# Rosso Lepanto

Polished Porcelain

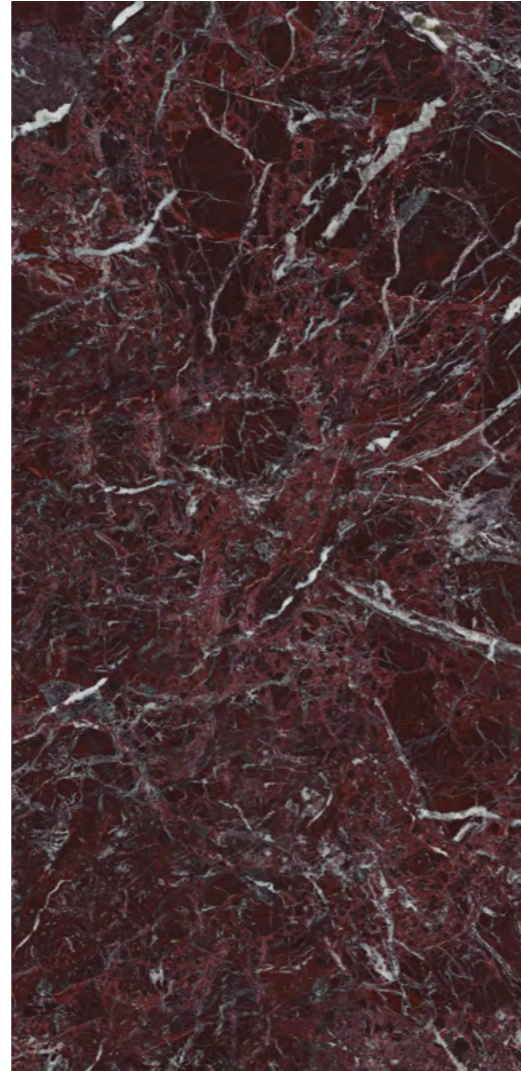


7 mm



slim

48"x98" R  
120x250 cm



48"x98" R PO

## 48"x98" R



1 Piece

32.16 Sf.

120.17 Lbs.



40 boxes

1,286.28 Sf.

4,806.88 Lbs.

# TAJ MAHAL<sup>®</sup>

The Taj Mahal porcelain tile is inspired by the sophistication and beauty of the natural stone of the same name, known for its warm tones and soft textures. It features a surface with shades ranging from light beige to soft gold, with organic veins that flow delicately, giving it a natural and elegant appearance. Ideal for creating warm and sophisticated environments, this porcelain tile combines the refined aesthetic of Taj Mahal quartzite with the durability and practicality of porcelain, making it perfect for floors, walls, and areas that require a touch of exclusivity.



# Taj Mahal

Polished Porcelain



7 mm



slim

48"x98" R  
120x250 cm



48"x98" R PO

## 48"x98" R



1 Piece

32.16 Sf.

120.17 Lbs.



40 boxes

1,286.28 Sf.

4,806.88 Lbs.

# TOPAZIO

Roca enhances its exotic marble collection with carefully selected materials from India, Turkey, and Italy, focusing on sustainable extraction methods. Through advanced technology, their porcelain stoneware accurately replicates the aesthetic and diverse patterns of natural marble, emphasizing both beauty and environmental responsibility.



# Topazio

Polished Porcelain



7 mm



slim

ROCA™

48"x98" R  
120x250 cm



48"x98" R PO

## 48"x98" R



1 Piece

32.16 Sf.

120.17 Lbs.



40 boxes


1,286.28 Sf.

4,806.88 Lbs.


## Special Order




**Breccia Vino**  
66



**Fulmine**  
70




**Gran Calacatta**  
74



**Infinity Black**  
78



**Kronos**  
82




**Tempesta**  
86



**Fire**  
90




**Iron**  
94



**Marble Verde Alpi**  
98



**Marron Emperador**  
102



**Mystic Green**  
106



**Nero Caressi**  
110



**Palace**  
114



**Saint Tropez**  
118



# BRECCIA VINO

The Breccia Vino Series features large-format that replicate the dramatic textures of Italian marble. It caters to the High-Low design trend, allowing luxury to blend with simplicity.

These tiles come in Soft Touch and Polished finishes, the latter providing a glossy, enamel layer that enhances the tile's marsala and gray colors. Versatile for use on various surfaces, they're suitable for flooring, walls, and even furniture like countertops and panels.



# Breccia Vino


Polished Porcelain & Soft Touch



 7 mm | 
 






 | 
 **63"x126" R**  
 160x320 cm



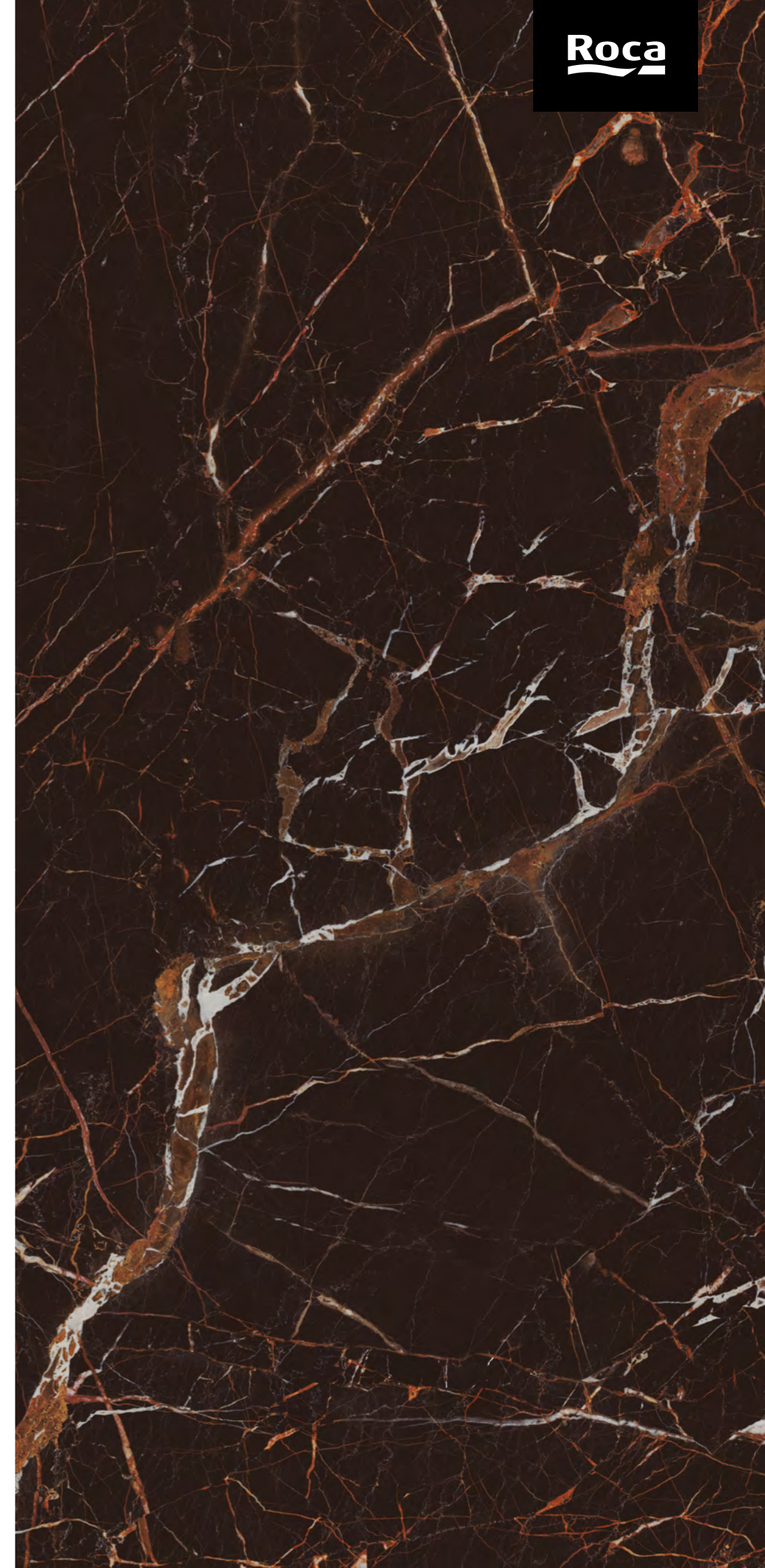
63"x126" R PO & ST

## 63"x126" R

	1 Piece		36 boxes
	55.11 Sf.		1,984 Sf.
	196.26 Lbs.		7,065.36 Lbs.

# FULMINE

Inspired by exotic French Saint Laurent marble, this series features a classic and striking look with a black base and golden veins. It introduces an exclusive Micro Crystal finish that adds a crystalline glaze, enhancing the shine and depth of the veins. Highly versatile, it can be used on a variety of surfaces, including traditional flooring, walls, and furniture projects like countertops or panels.

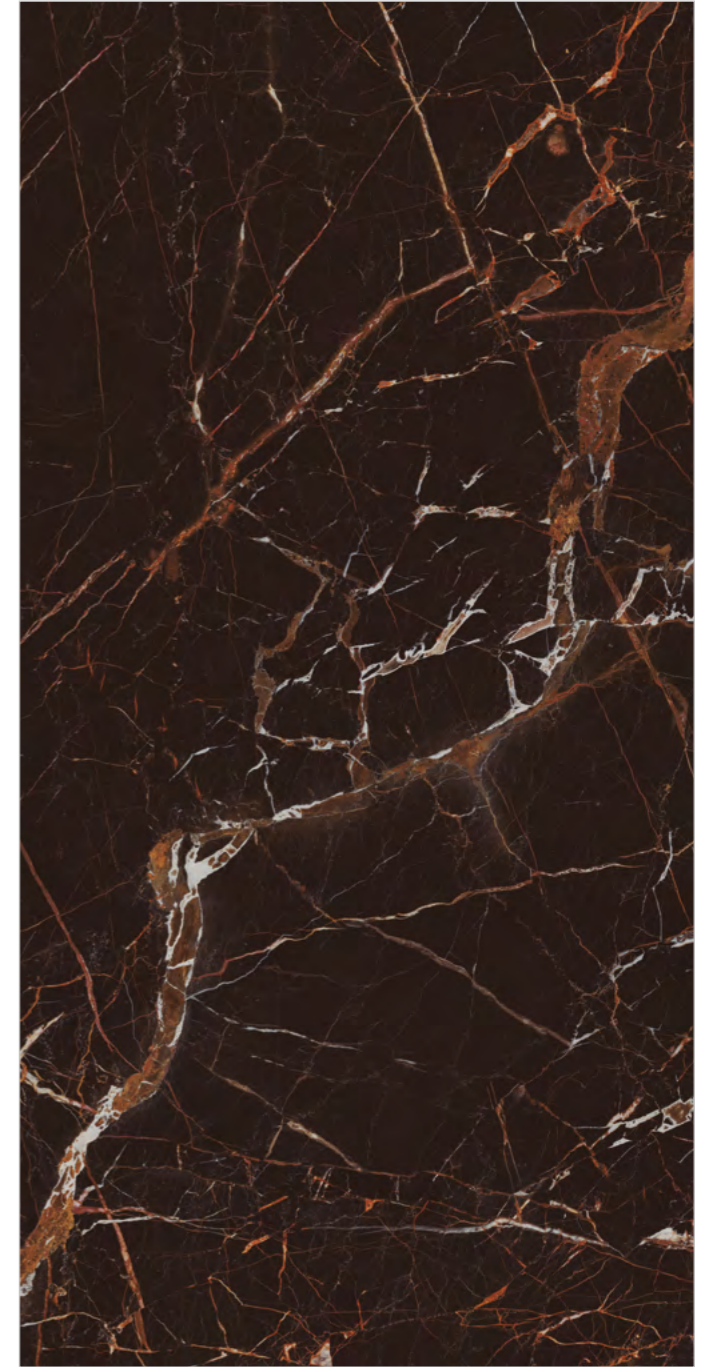




# Fulmine

Polished Porcelain & Matte Porcelain



63"x126" R  
160x320 cm



63"x126" R PO & UP

## 63"x126" R



1 Piece

55.11 Sf.

196.26 Lbs.



36 boxes

1,984 Sf.

7,065.36 Lbs.

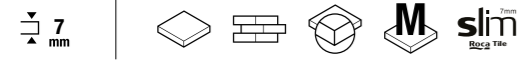
# GRAN CALACATA

This innovation reproduces Calacata marble, offering large slabs that enhance the look of natural stone veins and designs. The matte finish includes carved details for added texture, while the Micro Crystal version adds a crystalline glaze for depth and vibrancy. Its timeless design and advanced technology make it versatile for a wide range of applications, from traditional flooring and walls to furniture projects like countertops and panels, without specifying dimensions.




# Gran Calacata

Matte Porcelain



**63"x126" R**  
160x320 cm

**63"x63" R**  
160x160 cm



63"x126" R



63"x63" R

### 63"x126" R



1 Piece

55.11 Sf.

196.26 Lbs.



36 boxes

1,984 Sf.

7,065.36 Lbs.

### 63"x63" R



1 Piece

27.56 Sf.

47.50 Lbs.



72 box

1,984 Sf.

3,420 Lbs.

# INFINITY BLACK

The Infinity Series offers the timeless elegance of natural stone in an impressive large format, allowing for seamless texture reproduction with smooth veins on a black background. The matte finish slab features carved details and subtle shine spots, enhancing its aesthetic appeal. Its high-performance porcelain stoneware makes it suitable for all interior areas, including floors, walls, and furniture projects like countertops and panels, without specifying dimensions.




# Infinity Black

Matte Porcelain



7 mm | **63"x126" R**  
160x320 cm



63"x126" R

## 63"x126" R

1 Piece	36 boxes
55.11 Sf.	1,984 Sf.
196.26 Lbs.	7,065.36 Lbs.

# KRONOS

The Kronos collection captures the timeless beauty of concrete in a modern porcelain tile. Superbly sized tiles create a seamless canvas, while the matte finish adds a touch of sophistication. Engineered for durability and versatility, Kronos is ideal for floors, walls, countertops, and more. Available in Matt and ABS finishes, Kronos seamlessly connects indoor and outdoor spaces.





# Kronos

Matte Porcelain



**63"x126" R** 160x320 cm  
**63"x63" R** 160x160 cm



**63"x126" R**



**63"x63" R**

### 63"x126" R



1 Piece

55.11 Sf.

201.77 Lbs.



16 boxes

881.78 Sf.

3,228.36 Lbs.

### 63"x63" R



1 Piece

27.56 Sf.

102.48 Lbs.



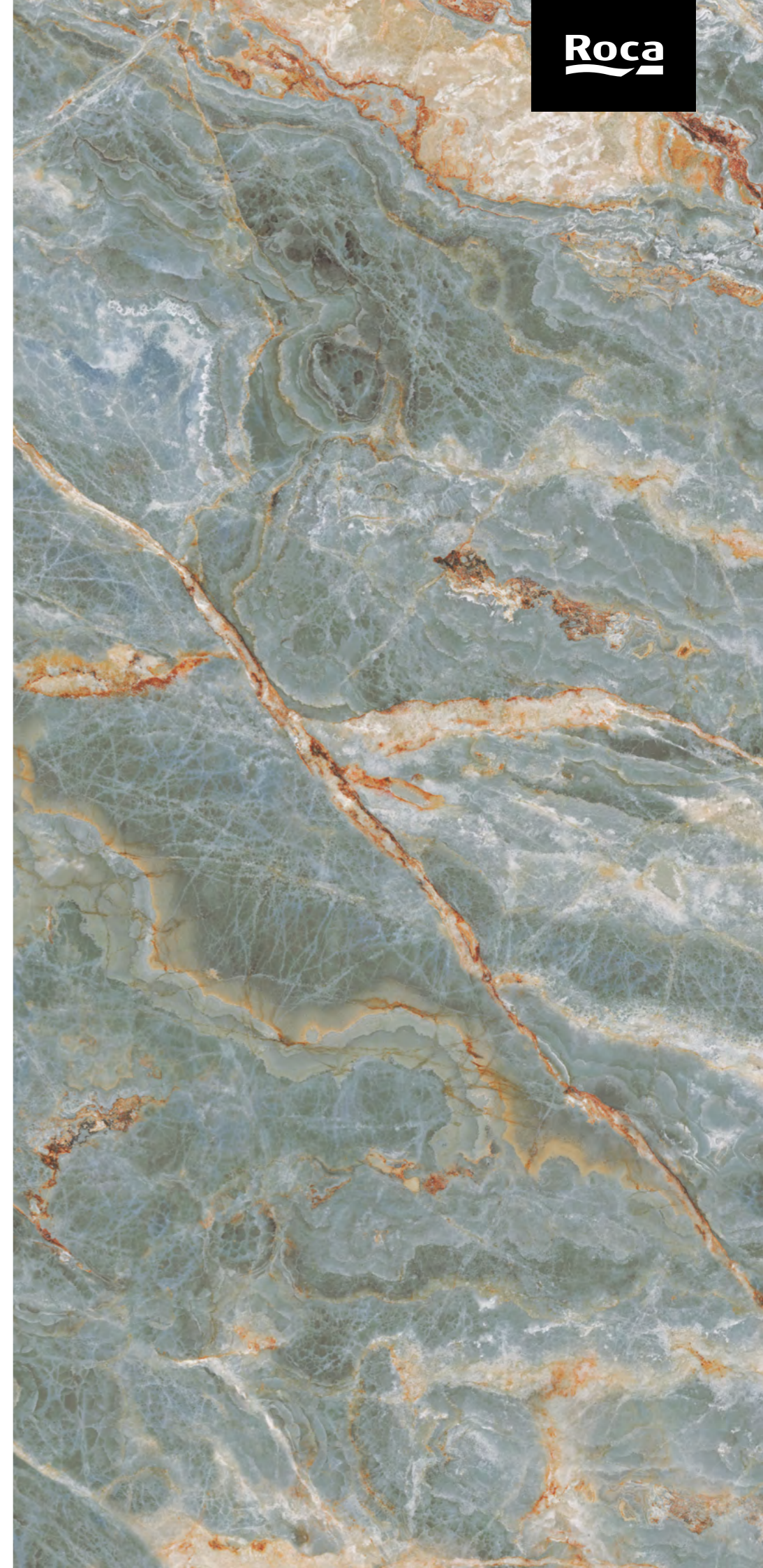
32 box

881.78 Sf.

3,279.5 Lbs.

# TEMPESTA

The Tempesta Series, inspired by Italy's Tempesta Quartzite, presents a captivating blend of green and gold tones accented with white. Its distinctive texture with strong, randomly formed axes has been accurately captured in large format slabs. A matte finish highlights intricate carved details, adding a modern and exquisite touch. This series' versatility extends beyond traditional flooring and wall applications, making it ideal for furniture projects as well, thanks to the durability and performance of porcelain stoneware.

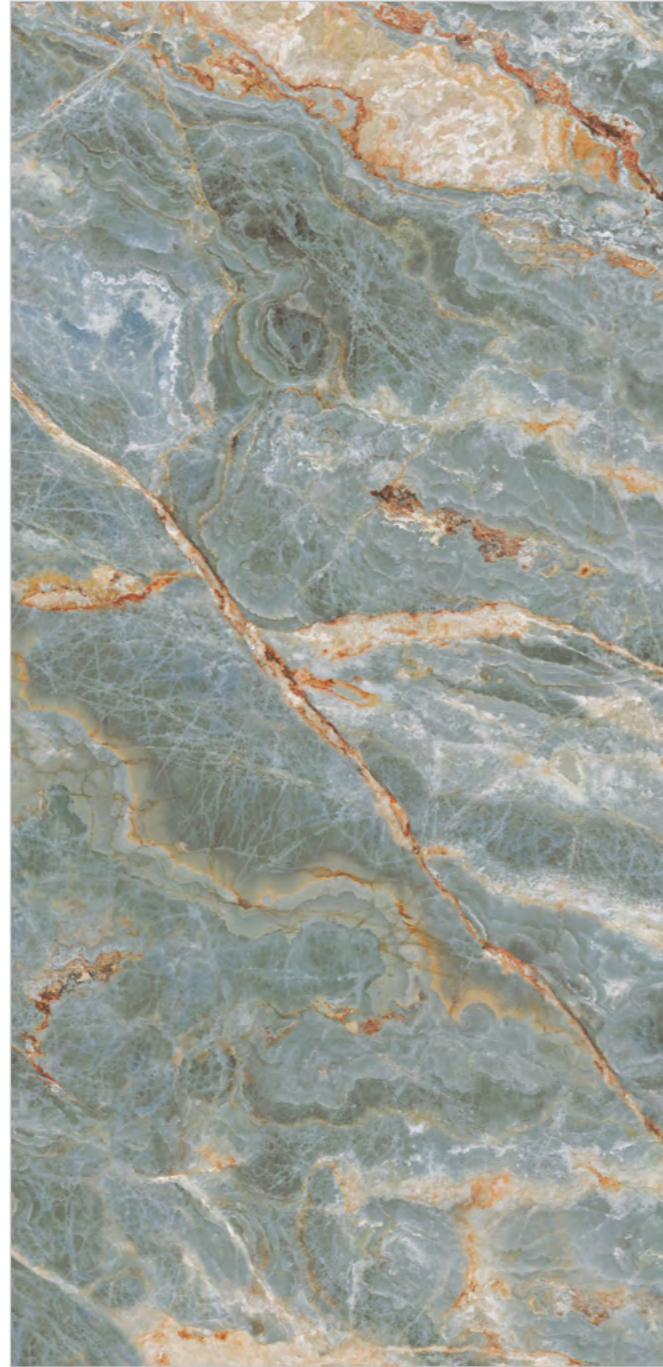


# Tempesta

Matte Porcelain



7 mm | **slim** <sup>Thin</sup> <sub>Rect</sub> | **63"x126" R**  
160x320 cm



63"x126" R

## 63"x126" R

	1 Piece		36 boxes
	55.11 Sf.		1,984 Sf.
	196.26 Lbs.		7,065.36 Lbs.

# FIRE

Corten steel, developed in the 1930s for railroad construction due to its corrosion resistance, has since inspired the decor world with its rusted appearance, reddish hues, and industrial feel. The Fire Series perfectly captures these characteristics and weather reactions, lending a natural wear look to porcelain.



# Fire

Matte Porcelain



**48"x98" R**  
120x250 cm



**48"x98" R**

## 48"x98" R

	1 Piece		40 boxes
	32.16 Sf.		1,286.28 Sf.
	120.17 Lbs.		4,806.88 Lbs.

# IRON

Steel is now a prominent feature in architecture, not only for structural uses but also for covering surfaces. The Iron Series offers a new take on steel with graphite tones and light oxidation marks, emphasizing its industrial feel. Available in large porcelain tiles ideal for floors and walls, it comes in Micro Crystal and Soft Touch finishes. This series captures the steel's look and nuances, ensuring ease of use and low maintenance.




# Iron

Polished Porcelain & Matte Porcelain



**48"x98" R**  
120x250 cm




**48"x98" R PO & UP**

## 48"x98" R

	1 Piece		40 boxes
	32.16 Sf.		1,286.28 Sf.
	120.17 Lbs.		4,806.88 Lbs.

# MARBLE VERDE ALPI

Marble Verde Alpi, notable for its uniform deep green color and striking white veins, is a rare and sought-after stone from Italy. Porcelain tiles inspired by this marble accurately capture its nuances and variations.




# Marble Verde Alpi

Polished Porcelain & Matte Porcelain



48"x98" R  
120x250 cm



48"x98" R PO & UP

## 48"x98" R



1 Piece

32.18 Sf.

126.77 Lbs.



30 boxes

965.4 Sf.

3,803.1 Lbs.

# MARRÓN EMPERADOR

The Marron Emperador series, inspired by the classic Spanish marble, showcases a surface with chromatic nuances of brown and unevenly distributed light and dark veins, capturing the essence of natural stone. Its high-tech manufacturing ensures a faithful reproduction, offering a practical and sustainable choice. The series is versatile for use in countertops, custom details, and across floors and walls, with matte and polished finishes to integrate various spaces while maintaining aesthetic consistency.





# Marrón Emperador

Polished Porcelain & Matte Porcelain



48"x98" R  
120x250 cm




48"x98" R PO & UP

## 48"x98" R

	1 Piece		30 boxes
	32.18 Sf.		965.4 Sf.
	126.77 Lbs.		3,803.1 Lbs.

# MYSTIC GREEN

The Mystic Series was inspired by the Brazilian Avocatus Quartzite, known for its exotic and mesmerizing character. Featuring a deep green color with white details, the surface showcases iridescent hues and tonal variations of green. The matte finish with carved details and slightly shiny spots in low relief gives it a modern and refined texture. The 120X250 Super Format porcelain sheets allow for use in furniture projects, in addition to conventional uses, adding personality to architectural projects.





# Mystic Green

Matte Porcelain



**48"x98" R**  
120x250 cm



**48"x98" R UP**

## 48"x98" R

	1 Piece		30 boxes
	32.18 Sf.		965.4 Sf.
	126.77 Lbs.		3,803.1 Lbs.

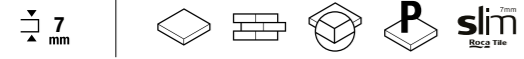
# NERO CARESSI

The Nero Caressi Marble, renowned for its nobility with its black background and white veins sourced from Turkey, has inspired a series that captures the delicate and continuous vein contrast against the absolute black, highlighting its natural beauty. The polished version features an unparalleled shine thanks to Micro Crystal technology, adding elegance, while the matte finish emphasizes the sophisticated black and white contrast.



# Nero Caressi

Polished Porcelain





**48"x98" R**  
120x250 cm



**48"x98" R PO**

## 48"x98" R

 1 Piece	 40 boxes
32.16 Sf.	1,286.28 Sf.
120.17 Lbs.	4,806.88 Lbs.

# PALACE

The Palace Series, inspired by references to palatial architecture, combines minimalist geometry with the elegance of marble in subdued and polychromatic tones. The largeformat balusters feature four variations of patterns, allowing for infinite compositions.



# Palace

Matte Porcelain



slim<sup>™</sup>  
Rect<sup>™</sup>

**48"x98" R**  
120x250 cm



**48"x98" R**

**48"x98" R**



1 Piece

32.16 Sf.

120.17 Lbs.




40 boxes

1,286.28 Sf.

4,806.88 Lbs.

# SAINT TROPEZ

Marble has long been a desired material in architecture for its timeless beauty and diverse patterns. Roca enhances its exotic marble collection with carefully selected rocks from India, Turkey, and Italy, prioritizing environmental responsibility in its extraction process. Leveraging advanced technology, their porcelain tiles faithfully replicate the look and feel of marble, including its color nuances, veins, and textures, and provide superior performance to natural stone. This approach marries beauty, technology, and sustainability.






# Saint Tropez

Polished Porcelain & Matte Porcelain



**48"x98" R**  
120x250 cm



**48"x98" R PO & UP**

## 48"x98" R



1 Piece

32.16 Sf.

120.17 Lbs.



40 boxes

1,286.28 Sf.

4,806.88 Lbs.

# X Slabs - Technical Specifications

Collection	Water Absorption	Scratch Hardness	Use Group	Dynamic Coefficient of Friction (DCOF)	Shade Variation	Thickness
Bianco Reale PO	<=0.5%	3	3	<0.40	V2	7 mm
Bianco Reale UP	<=0.5%	3	3	<0.40	V2	7 mm
Breccia Capraia PO	<=0.5%	3	3	<0.40	V2	7 mm
Breccia Capraia ST	<=0.5%	5	4	<0.42	V2	7 mm
Breccia Vino PO	<=0.5%	3	3	<0.40	V2	7 mm
Breccia Vino ST	<=0.5%	5	4	<0.42	V2	7 mm
Fire UP	<=0.5%	5	4	>=0.42	V2	7 mm
Fulmine PO	<=0.5%	3	3	<0.40	V2	7 mm
Fulmine UP	<=0.5%	3	3	<0.40	V2	7 mm
Gran Calacata PO	<=0.5%	3	3	<0.40	V2	7 mm
Gran Calacata UP	<=0.5%	3	3	<0.40	V2	7 mm
Infinity Black UP	<=0.5%	5	4	>=0.42	V2	7 mm
Iron PO	<=0.5%	3	3	<0.40	V3	7 mm
Kronos UP	<=0.5%	5	4	>=0.42	V2	7 mm
Legno Rovere UP	<=0.5%	5	4	>=0.42	V2	7 mm
Marble Parana PO	<=0.5%	3	3	<0.40	V3	7 mm
Marble Verde Alpi PO	<=0.5%	3	3	<0.40	V3	7 mm
Marrón Emperador PO	<=0.5%	3	3	<0.40	V3	7 mm
Mystic Green PO	<=0.5%	3	3	<0.40	V3	7 mm
Nero Caressi PO	<=0.5%	3	3	<0.40	V3	7 mm
Nero Marquina PO	<=0.5%	3	3	<0.40	V3	7 mm
Nuage PO	<=0.5%	3	3	<0.40	V2	7 mm
Nuage ST	≤ 0.5%	3	5	< 0.40	V2	7 mm
Palace UP	<=0.5%	3	3	<0.40	V2	7 mm
Pantheon PO	<=0.5%	3	3	<0.40	V2	7 mm
Petra Grey UP	<=0.5%	5	4	>=0.42	V3	7 mm
Rosso Lepanto PO	<=0.5%	3	3	<0.40	V3	7 mm
Saint Tropez PO	<=0.5%	3	3	<0.40	V3	7 mm
Saint Tropez UP	<=0.5%	3	3	<0.40	V3	7 mm
Taj Mahal PO	<=0.5%	3	5	<0.4	V2	7 mm
Taj Mahal ST	<=0.5%	3	5	<0.4	V2	7 mm
Tempesta UP	<=0.5%	5	4	>=0.42	V3	7 mm
Topazio PO	<=0.5%	3	3	<0.40	V3	7 mm



# Product typology

## XL Slabs

Large format ceramic pieces for demanding projects. A collection permeable to creativity and design in professional spaces, contract channels, or at home, thanks to its clean design, its consistency, dimensions and technical characteristics.

## XL Slabs technical information

### Handling

1. We recommend the use of a fork-lift to move and lift the boxes with the product, taking the centred boxes from the long end. If the box is taken from the short end we recommend the use of 2.5-metre long forks and if it is taken from the long end, then the fork should be at least 1.2 metres long. To prevent the box from bending, causing the breaking of the product, the forks should be separated to the maximum.

2. The handling of the plate will always be carried out with the boxes close to the surface to be covered, with the help of someone else (never alone), holding the upper section and keeping it straight, with the corners well protected against accidental impacts. If this is not done properly, cracks might appear in the piece, which will later originate breakages. A more robust option to handle the piece manually can be achieved with double suction clamps placed on a frame (this equipment may be purchased in points of sale specialising in building materials). The flexion of the pieces is achieved with this tool.

3. Rest the piece on the long side and place it always on soft material (polystyrene, rubber, wood...) with enough separation. Place it against the wall at an approximate angle of 30°.

4. To store it horizontally, rest the piece on the worktop avoiding its bending. It is very important to ensure that the surface is clean and that it is even; otherwise it might cause the breakage of pieces when cutting or drilling. Always wear protective anti-slip gloves when handling the pieces manually, as well as safety footwear.

### Cutting and Drilling

The XL Slabs plates may be drilled easily with diamond tools normally used to work with glass or porcelain stoneware, in dry conditions or with water. Make sure the work surface is clean and even before handling the piece.

1. Linear cutting: glass cutters or power cutters with the suitable size for cutting may be used. The surface of the piece should be cut from one end to the other, without stopping the cutting procedure and always applying uniform pressure. Once the incision has been made slight pressure should be applied to both pieces.

2. Holes: If the hole is <10mm diameter then the power drill should be used with a low rotation speed. High pressure should not be applied on the surface of the piece. Hole saws should be used for holes > 10mm diameter. We recommend the implementation of radii on the corners to avoid breakages due to strain.

3. Light mortising, sockets...: drill the holes with the drill tips on the corners of the opening that needs to be done and after that use a power drill with diamond discs with a continuous band for straight lines.

4. Sharp edges need to be avoided to obtain a perfect finish. Finish the edges with abrasive sandpaper.

### Laying Instructions

An adequate and careful laying of the Super Sizes products is essential to maximise their technical features. For this reason it is necessary to:

#### Prior to laying:

1. Verify the calibre, hue and quality of the product before laying.

2. Choose adequate installation tools (toothed trowel, suction grip and rubber trowel for pointing).

3. Ensure that the surface on which the material is to be laid is level, clean and insulated from dampness, otherwise, air pockets can originate during laying that might generate cracks during use.

4. Pay special attention to the type of adhesive to be used (check with your usual supplier of adhesive), as each type of ceramic requires the adequate adhesive (standard of reference: EN-1348). We recommend the use of products with epoxy resin.

5. We recommend the use of levelling systems such as wedges to ensure a correct laying.

6. The professional responsible for laying the material should choose the appropriate joints between pieces, as well as the perimeter joints in order to guarantee the correct absorption of structural movements and an allowance for dimensional tolerances of the product. Roca Tiles recommends laying this product with a minimum joint of 2 mm. for indoors and 5 mm. for outdoors and checking if there are other instructions in the box (measurement between calibres or recommended joint).

### Laying:

1. Apply the adhesive with a double glue technique without leaving any gaps, first on the back of the piece with a 3mm notch trowel and later on the support with a 6 mm slanted notch trowel, trying to cover the corners and the edges as well to avoid air pockets between the support and the piece.
2. Do not apply the adhesive on very large surfaces to avoid the loss of adhesion due to drying. The lines of the trowel, both on the piece and on the support, should all have the same direction in order to facilitate the air flow.
3. Hit gently the surface to eliminate gaps or air bubbles. Always check the perfect adhesion of the corners and edges. Do not step on the floor tiles right after laying, respecting the time indicated by the manufacturer of the adhesive.
4. Do not use coloured pointing material containing black smoke (micronized carbon) or dyes which can hamper the cleaning of the covered surface.
5. Clean off excess pointing material from the surface of the tiles when it is still fresh, using a sponge and clean water; never use hard materials that could scratch the ceramic product such as metal spatulas or abrasive scourers. Always follow the instructions of the manufacturer of adhesives.
6. Once the tiles are laid, avoid working in the tiled zone (plastering, painting, placing scaffolds or ladders, projecting metallic fragments from disc grinders, moving tools, dragging heavy objects, moving remains of abrasive building materials, etc.). If this cannot be avoided, always protect the tiles and joints to avoid subsequent cleaning or deterioration problems. The material used for this protection should not be harmful nor should it contain chemical agents that might damage the tiling.

### Maintenance and Cleaning

To maintain the beauty and elegance of Roca Tiles products, we recommend the daily cleaning of the material using conventional procedures. To remove remains of dust and solids: sweeping or vacuum cleaning. Do not use dustcatcher mops with silicone or wax. The cleaning of the surface should be carried out with neutral soap and the amount of water recommended by the manufacturer. Do not use cleaning products containing wax, brighteners or with similar additives as they may leave a waterproof layer on the tile over time that will affect its surface appearance. We recommend the use of doormats, which should remain clean, in the entrances to tiled areas, either from the street, terraces or gardens, to avoid the entrance of abrasive elements. Special care should be taken in areas close to beaches or construction works, as sand or stones might be brought in. We recommend placing protections on the objects that might damage the tile when dragged (metallic legs of tables, chairs, etc.), being especially rigorous with gloss and satin finished products. Should the dirt not be removed entirely, we provide the following chart, where you may find the suitable cleaning agents for each type of dirt:

Type of stain	Cleaning agent
<b>Oil, ink, marker pen, tomato, fruit, chocolate, grease</b>	Organic solvents: alcohol, turpentine, acetone Alkaline detergents in liquid or powder form Bicarbonat
<b>Tar, rubber, shoe polish, paint, graffiti, wax, resins, marker pen, nail varnish</b>	Organic solvents: alcohol, turpentine, acetone
<b>Coffee, ice cream, nicotine, wine</b>	Alkaline detergents in liquid or powder form
<b>Lime, cement, beer, metal deposits, soft drinks, fruit juices</b>	Diluted acids: vinegar, hydrochloric acid
<b>Glue, chewing gum, tyre or shoe rubber</b>	Organic solvents: alcohol, turpentine, acetone Diluted acids: hydrochloric acid
<b>Blood, mercurina, iodine</b>	Oxidant: oxygenated water
<b>Incrustations</b>	Pressurized water

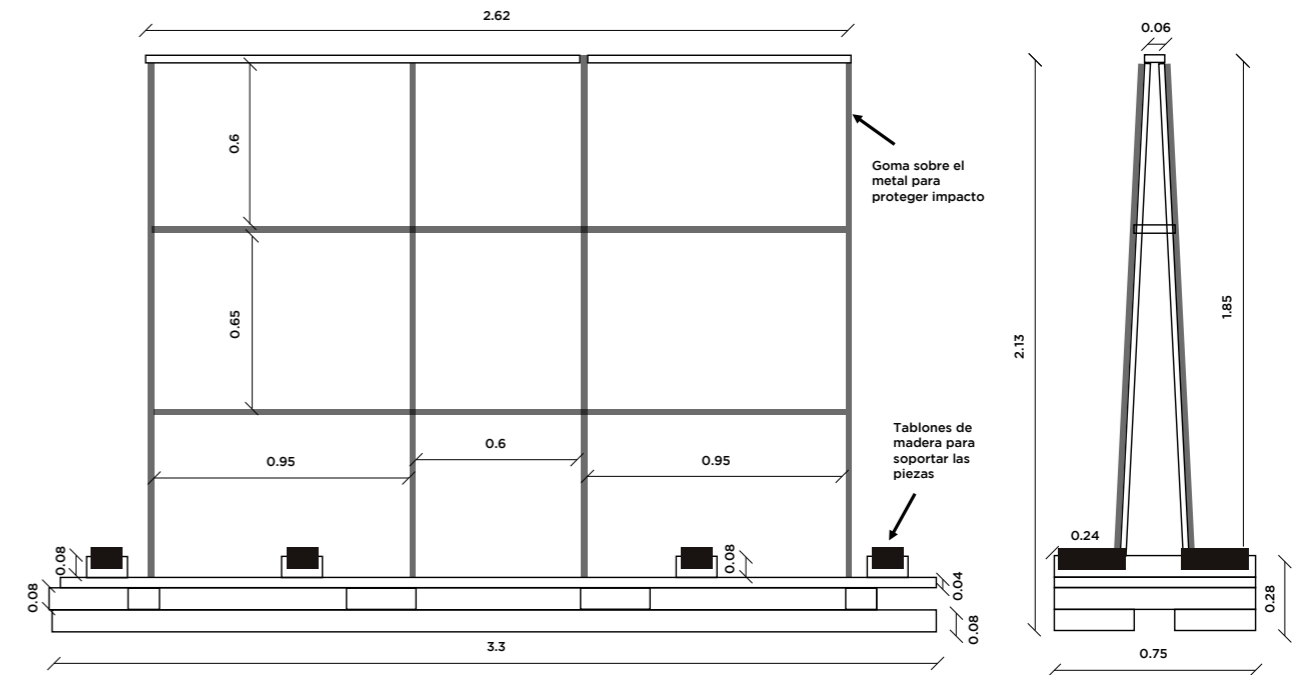
Never use any products containing hydrofluoric acid, only those indicated in the table above.  
All the products in this table may be easily found in ordinary household stores and shopping centres.

### Specially indicated for polished porcelain tiles:

Once the entire material has been laid and the remains of cement, pointing and other building material have been cleaned, on some polished surfaces the presence of an "oily" film can be observed due to the "stain-resistant" inertisation treatment they are given. Should this occur, Roca Tiles recommends the cleaning of the surface with dry-cleaning products (powder detergents), and once that the protective layer has been removed, then clean the product as indicated previously. In extreme lighting conditions, light reflections might occur due to the high degree of brightness and the features of the product. We recommend cleaning stains immediately.

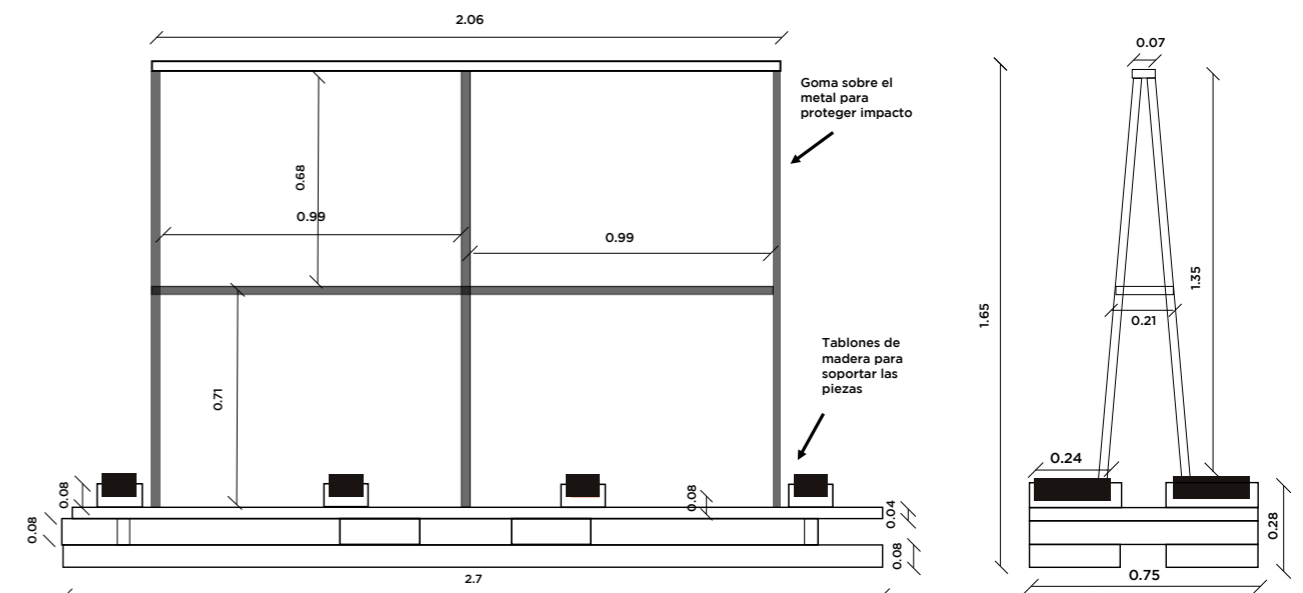
## Pallets: 63"x126 / 63"x63"

Maximum expected pallet weight: 250 kgs.



## Pallets: 48"x98"

Maximum expected pallet weight: 240 kgs.



---

## Locations

---

### **Miami, FL.**

Showroom & Distribution Center:  
11190 NW 25th St.  
Miami, FL 33172

### **Chicago, IL.**

Distribution Center:  
1330 Mark Street  
Elk Grove Village, IL 60007

### **Houston, TX.**

Showroom & Distribution Center:  
7100 Business Park Dr., Suite 250  
Houston, TX 77041

### **Edison, NJ.**

Showroom & Distribution Center:  
74 Carter Dr.  
Edison, NJ 08817

### **Anaheim, CA.**

Showroom & Distribution Center:  
1222 E. Howell Ave. Suite A.  
Anaheim, CA 92805

### **Atlanta, GA.**

Showroom & Distribution Center:  
5775 Commerce Boulevard  
Alpharetta, GA 30004

---

## Design Showrooms

---

### **Miami, FL.**

Design District:  
3886 Biscayne Blvd.  
Miami, FL 33137

### **Chicago, IL.**

Downtown Showroom:  
215 W Illinois St  
Chicago, IL 60654

### **Manhattan, NY.**

Downtown Showroom:  
18 W 21st St  
New York, NY, 10010

The Roca logo features the word "Roca" in a bold, white, sans-serif font. Below the text is a stylized white wave graphic that underlines the letters.

**Roca Tile USA Inc.**

11190 NW 25th St.  
Miami, FL 33172

(800) 321 0684

[www.rocatileusa.com](http://www.rocatileusa.com)

